











AREAS OF APPLICATION

-  Entrance Lighting and Building Facades
-  Balconies and outdoor areas
-  Restaurant and Malls

PRODUCT BENEFITS

-  Light body adopts die-casting aluminum, surface with electrostatic plastic coating.
-  Easy installation ways meet the various occasions demands for outdoor projects.
-  Good glare reduction and Low maintenance and operation costs
-  4 way 4 beam with equal light distribution
-  LED point light series have fashionable and simple appearance, with the design of increasing heat dissipation to fully ensure the stability and long life-span of LED

PRODUCT FEATURES

-  Protection: IP65 and IK10
-  3 Years Warranty.
-  RAL9023 Pearl dark grey or customized

TECHNICAL DATA

Electrical data

Rated power	8W
Operating voltage	AC100-240V
Operating frequency	50/60Hz
Power factor	0.90

Photometrical data

Color temperature	2700-6500K
Luminous flux	320lm
Color rendering index Ra	80

Light Technical Data

Beam angle	60°
------------	-----

Dimensions

Inner Diameter	129mm
Height	71

Temperature & operating conditions

Ambient Temperature	-25~+50C°
---------------------	-----------

General information

Mounting type	Surface
LED type	CREE LED-SMD
Lifespan	30,000h

SPECIFICATION				
MODEL	LUMINOUS EFFICIENCY	POWER	IP RATING	DIMMABLE
CLX 3210B-4	40lm/W	8W	65	NO

TECHNICAL DRAWING

