














AREAS OF APPLICATION

-  General illumination
-  Halls, offices, conference rooms
-  Corridors and Public areas

PRODUCT BENEFITS

-  High efficient driver with high performance LED's ensures the higher performance
-  Suitable for use in areas with low ceilings thanks to compact design
-  Die-cast aluminum housing for improved heat dissipation
-  Very homogenous light and Energy savings up to 60 % (compared to CFL lamps)
-  Excellent diffused beam shape from a range of optics

PRODUCT FEATURES

-  Type of protection: IP20
-  Cutout diameter: Ø110mm
-  Colour Rendering Index R:80

TECHNICAL DATA

Electrical data

Rated power	10W
Operating voltage	AC190-265V
Operating frequency	50/60Hz
Power factor	0.90

Photometrical data

Color temperature	2700-6500K
Luminous flux	700lm
Color rendering index Ra	80

Light Technical Data

Beam angle	120°
------------	------

Dimensions

Outer diameter	Ø130mm
Height	80mm

Temperature & operating conditions

Ambient Temperature	-15° ~ +50°
---------------------	-------------

General information

Mounting type	Ceiling Recessed
LED type	COB LED
Lifespan	50,000h



SPECIFICATION				
MODEL	LUMINOUS EFFICIENCY	POWER	IP RATING	DIMMABLE
CLX-511010	70lm/W	10W	20	NO

TECHNICAL DRAWING

