













AREAS OF APPLICATION

-  Parking Facilities, Corridors and halls
-  Warehouses and other storage areas
-  Areas with harsh conditions

PRODUCT BENEFITS

-  The massive internal aluminum housing provides excellent heat dissipation.
-  SMD2835 chips mounted on a aluminum PCB
-  The internal aluminum core deals with the heat from the LED chips and assures a long lifespan
-  Slim design, ideal for space-constrained industrial applications
-  High quality LED driver, flicker free driver and Rust-free and flexible mounting clamps

PRODUCT FEATURES

-  IP67 and IK10 under all conditions
-  5 Years Warranty.
-  Energy efficiency class: A+ & A++
-  Quick and easy installation without the need to open the fixture

TECHNICAL DATA

Electrical data

Rated power	30W
Operating voltage	AC100-277V
Operating frequency	50~60Hz
Power factor	0.90

Photometrical data

Color temperature	2700-6500K
Luminous flux	3600±150lm
Color rendering index Ra	>80

Light Technical Data

Beam angle	120°
------------	------

Dimensions

Length	1198mm
Width	38mm

Temperature & operating conditions

Ambient Temperature	-20°~ +65°C
---------------------	-------------

General information

Mounting type	Surface
LED type	SMD LED
Lifespan	50,000h



SPECIFICATION				
MODEL	LUMINOUS EFFICIENCY	POWER	IP RATING	DIMMABLE
CLX T54-30W12	120±5 lm/W	30W	67	NO

TECHNICAL DRAWING

