











AREAS OF APPLICATION

-  Vertical architectural surfaces
-  Ambient uplighting in gardens
-  Outdoor pathways

PRODUCT BENEFITS

-  Highly efficient COB LED chip and high IP rating on luminaire front side.
-  Slim and robust housing - constructed from durable die cast aluminium
-  IP67 waterproof connectors ensure long-lasting operation without maintenance
-  High strength toughened glass with anti-glare design to have glare free effect
-  Excellent diffused beam shape from a range of optics

PRODUCT FEATURES

-  IP67 protection and IK09 impact resistant
-  High Quality CREE LED Chip
-  Material: Aluminium body + stainless steel Trim + Tempered glass

TECHNICAL DATA

Electrical data

Rated power	9W
Operating voltage	DC24V
Operating frequency	-
Power factor	0.90

Photometrical data

Color temperature	2700-6500K
Luminous flux	810lm
Color rendering index Ra	80

Light Technical Data

Beam angle	45°
------------	-----

Dimensions

Inner Diameter	Ø136mm
Height	88

Temperature & operating conditions

Ambient Temperature	-25~+ 50°C
---------------------	------------

General information

Mounting type	Recessed
LED type	CREE LED
Lifespan	50,000h



SPECIFICATION				
MODEL	LUMINOUS EFFICIENCY	POWER	IP RATING	DIMMABLE
CLX-UDG00-RD9	90lm/W	9W	67	NO

TECHNICAL DRAWING

