









AREAS OF APPLICATION

-  Facade Lighting
-  Fountain water
-  Both linear and concrete pool

PRODUCT BENEFITS

-  Highly efficient COB LED chip and high IP rating on luminaire front side.
-  Constant Colour and brightness with protection of over electrical surge
-  Quality and reliability in line with all Structural waterproof technology
-  High strength toughened glass with anti-glare design to have glare free effect
-  High quality lens made of polycarbonate, secondary optics with tempered glass cover

PRODUCT FEATURES

-  IP68 protection and IK09 impact resistant
-  High Quality CREE LED Chip
-  Material: Aluminium body+stainless steel 304 Trim+Tempered glass

TECHNICAL DATA

Electrical data

Rated power	12W
Operating voltage	DC24V
Operating frequency	-
Power factor	0.90

Photometrical data

Color temperature	2700-6500K
Luminous flux	1080lm
Color rendering index Ra	80

Light Technical Data

Beam angle	45°
------------	-----

Dimensions

Inner Diameter	Ø138mm
Height	132

Temperature & operating conditions

Ambient Temperature	-25~+ 50°C
---------------------	------------

General information

Mounting type	Recessed
LED type	CREE LED
Lifespan	50,000h



SPECIFICATION				
MODEL	LUMINOUS EFFICIENCY	POWER	IP RATING	DIMMABLE
CLX-UWL-02	90lm/W	12W	68	NO

TECHNICAL DRAWING

