














## AREAS OF APPLICATION

-  Facade Lighting
-  Ambient uplighting in gardens
-  Steps, Decks, Pavers and Garden

## PRODUCT BENEFITS

-  Highly efficient CREE LED chip and high IP rating on luminaire front side
-  Slim and robust housing - constructed from durable die cast aluminium
-  Ruggedly constructed in-ground fixture for outdoor applications
-  High strength toughened glass with anti-glare design to have glare free effect
-  High quality lens made of polycarbonate, secondary optics with tempered glass cover

## PRODUCT FEATURES

-  IP67 protection & Safety Class III
-  High quality CREE LED Chip.
-  Material: Aluminium body + Stainless Steel + Frosted glass.

## TECHNICAL DATA

### Electrical data

Rated power	0.5W
Operating voltage	DC 24V
Operating frequency	-
Power factor	-

### Photometrical data

Color temperature	2200K
Luminous flux(lm)	50lm
Color rendering index Ra	≥80

### Light Technical Data

Beam angle	30°, 45°, 60°
------------	---------------

### Dimensions

Diameter (mm)	Ø30mm
Height (mm)	27mm

### temperature & operating conditions

Ambient Temperature	-25°C~+50°C
---------------------	-------------

### General information

Mounting type	Recessed
LED type	CREE LED
Lifespan	20,000h

SPECIFICATION				
MODEL	LUMINOUS EFFICIENCY	POWER	IP RATING	DIMMABLE
CLX-SL21003A-1	50lm/W	0.5W	67	NO

## ● TECHNICAL DRAWING

