




## AREAS OF APPLICATION

-  Outdoor lighting for Buildings
-  Decoration/Tunnel/Other
-  Facade lighting, Archetectoral Lighting

## PRODUCT BENEFITS

-  High quality LED provides long lifespan
-  Designed for extreme weather conditions
-  Grey, Black, white and custom colour options are available
-  Pure Aluminium and Optical Lens Material used.
-  High quality LED driver, flicker free driver and Rust-free and flexible mounting clamps

## PRODUCT FEATURES

-  Type of Protection: IP66, IK08
-  Inbuilt Calix UK 100W, 24V Driver
-  On/Off DMX 512 Controlling
-  Material: Aluminum Alloy + PC + Acrylic

## TECHNICAL DATA

### ● Electrical data

Rated power	50W
Operating voltage	AC100-264
Operating frequency	50~60Hz
Power factor	.90

### ● Photometrical data

Color temperature	RGBW
Luminous flux(lm)	1500lm
Color rendering index Ra	>80

### ● Light Technical Data

Beam angle	120°
------------	------

### ● Dimensions

Length(mm)	1000mm
Width(mm)	43mm
Height(mm)	58mm

### ● temperature & operating conditions

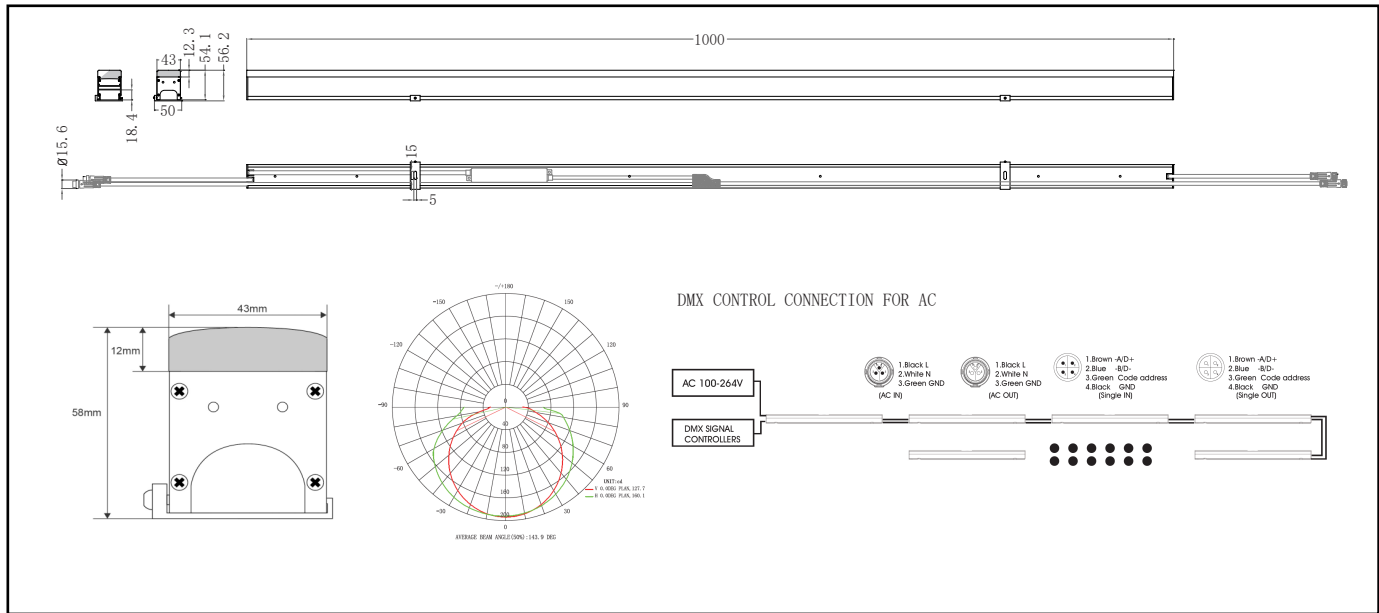
Ambient Temperature	-40°~+60°C
---------------------	------------

### ● General information

Mounting type	Surface
LED type	Lumiled's
Lifespan	20,000h


SPECIFICATION				
MODEL	LUMINOUS EFFICIENCY	POWER	IP RATING	DIMMABLE
CLX- WN-LNWW 50(RE)	30lm/W	50W	66	NO

● TECHNICAL DRAWING



● POWER SUPPLY SPECIFICATIONS

24V 100W DS LED POWER SUPPLY



● OUTPUT

Rated power	100W
Output Voltage	24V
Rated Current	4.2A

● INPUT

Input Voltage	AC 100-264V
Input Frequency	50-60Hz
Power Factor	88%
AC Current	1.2A max

● GENERAL

Size (mm)	L155xW25xH20
IP Rating	67